







Aircraft Cargo Specifications

Aircraft	Payload (kg)	Volume (m3)	Usable Hold Size (cm)			Door Size (cm)	
			L	W	H	W	H
 Piper PA-31	600	4	386	103	130	65	113
 Kingair 90	1,000	4	368	127	120	160	109
 Metro II	1,250	18	900	110	27	135	130
 Cessna 406	1,400	7	340	129	130	120	120
 Embraer Bandeirante	1,500	14	590	133	144	180	143
 Bell UH-1 Iroquois	1,760	6	262	233	132	188	122
 Dornier 228	1,950	18	635	127	147	133	138
 Metro III	2,000	12	918	115	105	135	130
 Dassault Falcon 20 Cargo	2,041	10	609	152	140	187	140
 Shorts SD 360	3,200	42	840	176	180	141	167
 Saab 340	3,850	36	1,110	162	175	135	130
 Mil Mi-8	4,000	23	534	230	180	234	182

Aircraft Cargo Specifications

Aircraft	Payload (kg)	Volume (m3)	Usable Hold Size (cm)			Door Size (cm)	
			L	W	H	W	H
 Kamov Ka 32	5,000	7	452	130	132	120	120
 Antonov An-26	5,500	30	1,110	220	160	230	167
 ATR 42 Cargo	5,700	51	1,385	226	175	127	153
 BAe HS 748	6,000	55	1,055	190	180	267	172
 Fokker 27	6,000	62	1,524	210	190	232	178
 Convair CV-580	7,030	67	1,577	236	198	300	180
 Havilland DHC-5 Buffalo	8,165	52	957	266	208	250	208
 BAE ATP Cargo	8,200	78	1,550	200	180	263	172
 ATR 72 Cargo	8,200	76	1,796	226	175	127	153
 BAe 146-200F	10,000	78	1,780	260	190	333	193
 Antonov An-74	10,000	52	1,050	215	220	240	227
 McDonnell Douglas DC 9- 15F	10,400	91	2,340	274	205	346	206
 Boeing CH-47 Chinook	10,886	42	930	229	198	220	190









Aircraft Cargo Specifications

Aircraft	Payload (kg)	Volume (m3)	Usable Hold Size (cm)			Door Size (cm)	
			L	W	H	W	H
 Lockheed L-188 Electra	15,000	91	2,200	274	210	355	198
 Antonov An-12	18,000	85	1,355	280	240	280	240
 Boeing B737-400F	19,237	154	2,440	319	214	340	210
 Boeing B737-300F	19,275	130	2,324	317	214	348	216
 Eurocopter AS-332 Super Puma	20,000	17	681	180	147	130	135
 Mil Mi-26	20,000	110	1,200	320	310	290	320
 Lockheed L-100-30 Hercules	21,000	140	1,609	301	260	301	274
 Boeing B727-200F	24,042	186	2,712	351	213	340	218
 Tupolev Tu 204	28,500	170	3,200	318	210	340	210
 Boeing B757-200F	36,000	238	3,327	353	213	340	218
 Ilyushin IL-62	40,000	230	2,798	317	212	345	200
 Airbus A310-300F	40,500	270	3,300	477	240	318	244

Aircraft Cargo Specifications

Aircraft	Payload (kg)	Volume (m3)	Usable Hold Size (cm)			Door Size (cm)	
			L	W	H	W	H
 McDonnell Douglas DC-8 54 55F	41,000	201	3,100	322	218	355	215
 Boeing B767-200F	42,000	367	3,116	442	250	340	244
 McDonnell Douglas DC-8 62F	42,000	220	3,300	322	218	355	215
 Airbus A300 B4F	44,500	300	3,550	477	245	318	244
 McDonnell Douglas DC-8 71 73F	45,000	302	3,900	313	210	350	216
 Airbus A300-A600F	47,000	426	4,070	528	245	358	256
 Ilyushin IL-76T and IL76-TD	48,000	180	1,850	345	325	345	325
 Boeing B767-300F	54,000	450	3,890	450	250	340	250
 Lockheed L1011 TriStar	55,000	440	3,300	485	274	431	284
 Ilyushin IL-76TF	60,000	400	3,114	345	325	345	325
 McDonnell Douglas DC-10F	65,000	484	3,725	558	234	356	259
 Airbus A330-200F	70,000	475	5,882	528	245	358	256

Aircraft Cargo Specifications

Aircraft	Payload (kg)	Volume (m3)	Usable Hold Size (cm)			Door Size (cm)	
			L	W	H	W	H
 Boeing MD 11F	85,000	575	4,400	488	244	350	259
 Ilyushin IL-96-400T	88,000	580	4,444	571	286	485	287
 Boeing B777-200F	103,000	653	4,412	582	315	372	315
 Boeing B747-200F	111,583	759	4,800	486	304	340	312
 Antonov An-124	120,000	750	3,648	640	440	640	440
 Boeing B747-400F	120,200	735	4,800	486	304	340	312
 Boeing B747-8	140,000	857	5,430	486	304	340	312
 Antonov An-225	250,000	1,100	4,535	640	440	640	440